

PATHWAY™ ANTICO®

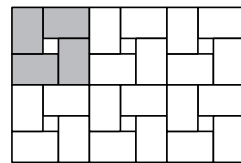
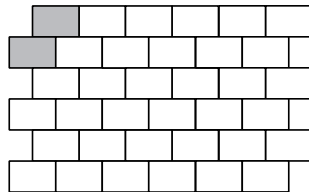
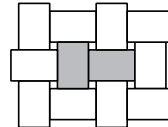
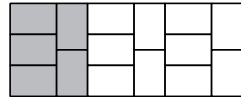

AVAILABLE SIZE



5.32" x 8" x 2.36"
135mm x 203mm x 60mm



PATTERN GUIDES



*Small square section represents a gap between stones for environmentally-friendly water drainage.
**All linear measurements calculated using the short-side of the paver. All metric-imperial conversions are nominal.

WEIGHT / SQFT:	5.32"X8.00"
28lbs / 137 kg/m ²	135x202.5mm
Sections per Skid	5
Square Feet per Section	16.5
Square Feet per Skid	83
Stones per Square Foot	3.38
Stones per Section	54
Stones per Skid	270
Stones per Lineal Foot	1.44
Lineal Feet per Section	23.94
Lineal Feet per Skid	119.7
Stones per m ²	36.58
m ² per Section	1.54
m ² per Skid	7.71
Stones per m	7.4
m per Section	7.3
m per Skid	36.45

Colours: Beige Mix, Grey Mix, Royal Sandstone, Rustic Salmon Mix, Sahara Blend, Ultra Black